

# A Parallel Priority Queue with Constant Time Operations<sup>1</sup>

Gerth Stølting Brodal,<sup>2</sup> Jesper Larsson Tråff,<sup>3</sup> and Christos D. Zaroliagis<sup>4</sup>

*Max-Planck-Institut für Informatik, Im Stadtwald, D-66123 Saarbrücken, Germany*

---

We present a parallel priority queue that supports the following operations in constant time: *parallel insertion* of a sequence of elements ordered according to key, *parallel decrease key* for a sequence of elements ordered according to key, *deletion of the minimum key element*, and *deletion of an arbitrary element*. Our data structure is the first to support multi-insertion and multi-decrease key in constant time. The priority queue can be implemented on the EREW PRAM and can perform any sequence of  $n$  operations in  $O(n)$  time and  $O(m \log n)$  work,  $m$  being the total number of keys inserted and/or updated. A main application is a parallel implementation of Dijkstra's algorithm for the single-source shortest path problem, which runs in  $O(n)$  time and  $O(m \log n)$  work on a CREW PRAM on graphs with  $n$  vertices and  $m$  edges. This is a logarithmic factor improvement in the running time compared with previous approaches. © 1998 Academic Press

*Key Words:* parallel data structures; parallel algorithms; graph algorithms; priority queues.

---

## 1. INTRODUCTION

A priority queue is a sequential data structure which can maintain a set of elements with keys drawn from a totally ordered universe subject to the operations of insertion, deletion, decrease key, and find minimum key element. There has been a considerable amount of work on *parallel priority queues*; see for instance [2, 5, 8–10, 26–29].

<sup>1</sup>This work was partially supported by the EU ESPRIT LTR Project 20244 (ALCOM-IT). A preliminary version was presented at the 11th International Parallel Processing Symposium (IPPS'97), Geneva, Switzerland, April 1997 [4].

<sup>2</sup>Supported by the Danish Natural Science Research Council (Grant 9400044). This work was done while the author was with BRICS (Basic Research in Computer Science, a Centre of the Danish National Research Foundation), Department of Computer Science, University of Aarhus, Denmark. E-mail: brodal@mpi-sb.mpg.de.

<sup>3</sup>Supported by the DFG project SFB 124-D6 (VLSI Entwurfsmethoden und Parallelität). Currently at Institut für Informatik, Technische Universität München, D-80290 München, Germany. E-mail: traff@mpi-sb.mpg.de.

<sup>4</sup>E-mail: zaro@mpi-sb.mpg.de.

There are two different directions for incorporating parallelism into priority queues. The first is to speed up the individual queue operations that handle a *single* element, using a small number of processors [2, 5, 26, 28, 29]. For instance, the parallel priority queue of Brodal [2] supports find minimum in constant time with one processor, and insertion, deletion, and decrease key operations (as well as other operations) in constant time with  $O(\log n_0)$  processors,  $n_0$  being the maximum number of elements allowed in the priority queue. The other direction is to support the simultaneous insertion of  $k$  elements and the simultaneous deletion of the  $k$  *smallest* elements,  $k$  being a constant. Pinotti and Pucci introduced in [27] the notion of *k-bandwidth* parallel priority queue implementations, by giving implementations of *k-bandwidth-heaps* and *k-bandwidth-leftist-heaps* for the CREW PRAM. Using the *k-bandwidth* idea Chen and Hu [5] gave an EREW PRAM parallel priority queue supporting multi-insert and multi-delete (of the  $k$  smallest elements) in  $O(\log \log n/k + \log k)$  time. Ranade *et al.* [29] showed how to apply the *k-bandwidth* technique to achieve a parallel priority queue implementation for a  $d$ -dimensional array of processors, and Pinotti *et al.* [26] and Das *et al.* [8] gave implementations for hypercubes. None of the above data structures supports the simultaneous deletion of  $k$  arbitrary elements.

In this paper we present a parallel priority queue which supports simultaneous insertion and simultaneous decrease key of an *arbitrary* sequence of elements ordered according to key, in addition to finding minimum and single element delete operations. These operations can all be performed in constant time. Our main result is that any sequence of  $n$  queue operations involving  $m$  elements in total can be performed in  $O(n)$  time using  $O(m \log n)$  operations on the EREW PRAM. The basic idea in the implementation is to perform a pipelined merging of keys. With the aid of our parallel priority queue we can give a parallel implementation on the CREW PRAM of Dijkstra's single-source shortest path algorithm running in  $O(n)$  time and  $O(m \log n)$  work on digraphs with  $n$  nodes and  $m$  edges. This improves the running time of previous implementations [12, 25] by a logarithmic factor, while sacrificing only a logarithmic factor in the work. This is the fastest, work-efficient parallel algorithm for the single-source shortest path problem.

The rest of the paper is organized as follows. In Section 2 we define the operations supported by our parallel priority queue. The main application to Dijkstra's single-source shortest path algorithm is presented in Section 3. In Section 4 we give a simple implementation of the priority queue which illustrates the basic idea of the pipelined merge, but requires  $O(n^2 + m \log n)$  work for a sequence of  $n$  queue operations. In Section 5 we show how to reduce the work to  $O(m \log n)$  by dynamically restructuring the pipeline in a tree-like fashion. Further applications are discussed in Section 6. A preliminary version of the paper appeared as [4]. In that version a parallel priority data structure was proposed supporting a somewhat different set of operations, more directly tailored to the parallel implementation of Dijkstra's algorithm.

## 2. A PARALLEL PRIORITY QUEUE

In this section we specify the operations supported by our parallel priority queue. We will be working on the PRAM [19, 20], and for the description of the queue operations and the simple implementation assume that successively numbered processors

$P_1, \dots, P_i, \dots$ , are available as we need them. In Section 5 we will then show how to work with a reduced number of processors.

Consider a set of up to  $n_0$  elements  $e_1, \dots, e_{n_0}$ , each with a key drawn from a totally ordered set. We emphasize that an element  $e_i$  has key  $d_i$  by writing  $e_i(d_i)$ . Keys do *not* uniquely identify elements, that is  $e(d')$  and  $e(d'')$  are different *occurrences* of the *same* element  $e$ . The priority queue maintains a set  $Q$  of elements subject to the operations described below. At any given instant a set of successively numbered processors  $P_1, \dots, P_i$  will be associated with  $Q$ . We use  $|Q|$  to denote the number of processors currently associated with  $Q$ . The priority queue operations are executed by the available processors in parallel, with the actual work carried out by the  $|Q|$  processors associated with the queue. The operations may assign new processors to  $Q$  and/or change the way processors are associated with  $Q$ . The result (if any) returned by a queue operation is stored at a designated location in the shared memory.

- $\text{INIT}(Q)$ : initializes  $Q$  to the empty set.
- $\text{UPDATE}(Q, L)$ : updates  $Q$  with a list  $L = e_1(d_1), \dots, e_k(d_k)$  of (different) elements in nondecreasing key order, i.e.,  $d_1 \leq \dots \leq d_k$ . If element  $e_i$  was not in the queue before the update,  $e_i$  is inserted into  $Q$  with key  $d_i$ . If  $e_i$  was already in  $Q$  with key  $d'_i$ , the key of  $e_i$  is changed to  $d_i$  if  $d_i < d'_i$ , otherwise  $e_i$  remains in  $Q$  with its old key  $d'_i$ .
- $\text{DELETEMIN}(Q)$ : deletes and returns the minimum key element from  $Q$  in location  $\text{MINELT}$ .
- $\text{DELETE}(Q, e)$ : deletes element  $e$  from  $Q$ .
- $\text{EMPTY}(Q)$ : returns **true** if  $Q$  is empty in location  $\text{STATUS}$ .

The  $\text{UPDATE}(Q, L)$  operation provides for (combined) multi-insert and multi-decrease key for a sequence of elements ordered according to key. For the implementation, it is important that the sequence be given as a list, enabling one processor to retrieve, starting from the first element, the next element in constant time. We will represent such a list of elements as an object with operations  $L.\text{first}$ ,  $L.\text{remfirst}$  for accessing and removing the head (first element) of the list, operations  $L.\text{curr}$  and  $L.\text{advance}$  for returning a current element and advancing to the next element, and  $L.\text{remove}(e)$  for removing the element (pointed to by)  $e$ . When the end of the list is reached by operation  $L.\text{advance}$ ,  $L.\text{curr}$  returns a special element  $\perp$ . A list object can easily be built to support these operations in constant time (with one processor).

In Sections 4 and 5 we present two different implementations of the priority queue. In particular, we establish the following two main results:

**THEOREM 1.** *The operations  $\text{INIT}(Q)$  and  $\text{EMPTY}(Q)$  take constant time with one processor. The  $\text{DELETEMIN}(Q)$  and  $\text{DELETE}(Q, e)$  operations can be done in constant time by  $|Q|$  processors. The operation  $\text{UPDATE}(Q, L)$  can be done in constant time by  $1 + |Q|$  processors and assigns one new processor to  $Q$ . The priority queue can be implemented on the EREW PRAM. Space consumption per processor is  $O(n_0)$ , where  $n_0$  is the maximum number of elements allowed in the queue.*

**THEOREM 2.** *The operations  $\text{INIT}(Q)$  and  $\text{EMPTY}(Q)$  take constant time with one processor. After initialization, any sequence of  $n$  queue operations involving  $m$  elements in total can be performed in  $O(n)$  time with  $O(m \log n)$  work. The priority queue can be*

implemented on the EREW PRAM. Space consumption per processor is  $O(n_0)$ , where  $n_0$  is the maximum number of elements allowed in the queue.

Before giving the proofs of Theorems 1 and 2 in Sections 4 and 5, respectively, we present our main application of the parallel priority queue.

### 3. THE MAIN APPLICATION

The *single-source shortest path problem* is a notorious example of a problem which despite much effort has resisted a very fast (i.e., NC), work-efficient parallel solution. Let  $G = (V, E)$  be an  $n$ -vertex,  $m$ -edge directed graph with real-valued, nonnegative edge weights  $c(v, w)$ , and let  $s \in V$  be a distinguished *source vertex*. The single-source shortest path problem is to compute for all vertices  $v \in V$  the length of a shortest path from  $s$  to  $v$ , where the length of a path is the sum of the weights of the edges on the path.

The best sequential algorithm for the single-source shortest path problem on directed graphs with nonnegative real valued edge weights is Dijkstra's algorithm [11]. The algorithm maintains for each vertex  $v \in V$  a tentative distance  $d(v)$  from the source and a set of vertices  $S$  for which a shortest path has been found. The algorithm iterates over the set of vertices of  $G$ , in each iteration selecting a vertex of minimum tentative distance which can be added to  $S$ . The algorithm can be implemented to run in  $O(m + n \log n)$  operations by using efficient priority queues like Fibonacci heaps [13] for maintaining tentative distances or other priority queue implementations supporting deletion of the minimum key element in amortized or worst case logarithmic time and decrease key in amortized or worst case constant time [3, 12, 18].

The single-source shortest path problem is in NC (by virtue of the all-pairs shortest path problem being in NC), and thus a fast parallel algorithm exists, but for general digraphs no *work-efficient* algorithm in NC is known. The best NC algorithm runs in  $O(\log^2 n)$  time and performs  $O(n^3 (\log \log n / \log n)^{1/3})$  work on an EREW PRAM [17]. Moreover, work-efficient algorithms which are (at least) sublinearly fast are also not known for general digraphs.

Dijkstra's algorithm is highly sequential and can probably not be used as a basis for a fast (NC) parallel algorithm. However, it is easy to give a parallel implementation of the algorithm that runs in  $O(n \log n)$  time [25]. The idea is to perform the distance updates within each iteration in parallel by associating a local priority queue with each processor. The vertex of minimum distance for the next iteration is determined (in parallel) as the minimum of the minima in the local priority queues. For this parallelization it is important that the priority queue operations have worst case running time, and therefore the original Fibonacci heap cannot be used to implement the local queues. This was first observed in [12] where a new data structure, called relaxed heaps, was developed to overcome this problem. Using relaxed heaps, an  $O(n \log n)$  time and  $O(m + n \log n)$  work(-optimal) parallel implementation of Dijkstra's algorithm is obtained. This seems to have been the previously fastest work-efficient parallel algorithm for the single-source shortest path problem. The parallel time spent in each iteration of the above implementation of Dijkstra's algorithm is determined by the (processor local) priority queue operations of finding a vertex of minimum distance and deleting an arbitrary vertex, plus the time to find and broadcast a global minimum among the local minima. Either or both of the priority queue operations take  $O(\log n)$  time, as does the parallel minimum computation; for the

latter  $\Omega(\log n)$  time is required, even on a CREW PRAM [7]. Hence, the approach with processor local priority queues does not seem to make it possible to improve the running time beyond  $O(n \log n)$  without resorting to a more powerful PRAM model. This was considered in [25] where two faster (but not work-efficient) implementations of Dijkstra's algorithm were given on a CRCW PRAM: the first algorithm runs in  $O(n \log \log n)$  time, and performs  $O(n^2)$  work; the second runs in  $O(n)$  time and performs  $O(n^{2+\varepsilon})$  work for  $0 < \varepsilon < 1$ .

An alternative approach would be to use a parallel global priority queue supporting some form of multi-decrease key operation. As mentioned in the Introduction none of the parallel priority queues proposed so far support such an operation; they only support a multi-delete operation which assumes that the  $k$  elements to be deleted are the  $k$  elements with smallest keys in the priority queue. This does not suffice for a faster implementation of Dijkstra's algorithm.

Using our new parallel priority queue, we can give a linear time parallel implementation of Dijkstra's algorithm. Finding the vertex of minimum distance and decreasing the distances of its adjacent vertices can obviously be done by the priority queue, but preventing that a vertex, once selected and added to the set  $S$  of correct vertices, is ever selected again requires a little extra work. The problem is that when vertex  $v$  is selected by the find minimum operation, some of its adjacent vertices may have been selected at a previous iteration. If care is not taken, our parallel update operation would reinsert such vertices into the priority queue, which would then lead to more than  $n$  iterations. Hence, we must make sure that we can remove such vertices from the adjacency list of  $v$  in constant time upon selection of  $v$ . We first sort the adjacency list of each vertex  $v \in V$  according to the weight of its adjacent edges. Using a sublinear time work-optimal mergesort algorithm [6, 16] this is done with  $O(m \log n)$  work on the EREW PRAM. This suffices to ensure that priority queue updates are performed on lists of vertices of nondecreasing tentative distance. To make it possible to remove in constant time any vertex  $w$  from the adjacency list of  $v$  we make the sorted adjacency lists doubly linked. For each  $v \in V$  we also construct an array consisting of the vertices  $w$  to which  $v$  is adjacent,  $(w, v) \in E$ , together with a pointer to the position of  $v$  in the sorted adjacency list of  $w$ . This preprocessing can easily be carried out in  $O(\log n)$  time using linear work on the EREW PRAM.

Let  $L_v$  be the sorted, doubly linked adjacency list of vertex  $v \in V$ , and  $I_v$  the array of vertices to which  $v$  is adjacent. As required in the specification of the priority queue, we represent each  $L_v$  as an object with operations  $L_v.first$ ,  $L_v.remfirst$ ,  $L_v.curr$ ,  $L_v.advance$ , and  $L_v.remove(e)$ . In the iteration where  $v$  is selected the object for  $L_v$  will be initialized with a constant value  $d$  representing the distance of  $v$  from the source. We denote this initialization of the object by  $L_v(d)$ . The operations  $L_v.first$  and  $L_v.curr$  return a vertex  $w$  on the sorted adjacency list of  $v$  (first, respectively, current) with key  $c(v, w)$  offset by the value  $d$ , i.e.,  $d + c(v, w)$ . The initialization step is completed by initializing the priority queue  $Q$  and inserting the object  $L_s(0)$  representing the vertices adjacent to the source vertex  $s$  with offset 0 into  $Q$ .

We now iterate as in the sequential algorithm until the priority queue becomes empty, in each iteration deleting a vertex  $v$  with minimum key (tentative distance) from  $Q$ . As in the sequential algorithm the distance  $d$  of  $v$  will be equal to the length of a shortest path from  $s$  to  $v$ , so  $v$  is added to  $S$  and should never be considered again. The adjacency

```

Algorithm Parallel-Dijkstra
/* Initialization */
Sort the adjacency lists of  $G$  after edge weight, and make doubly linked lists  $L_v$ ;
For each  $v$  build array  $I_v$  of vertices to which  $v$  is adjacent;
INIT( $Q$ );
 $d(s) \leftarrow 0$ ;  $S \leftarrow \{s\}$ ;
UPDATE( $Q, L_s(0)$ );
/* Main loop */
while  $\neg$ EMPTY( $Q$ ) do
     $v(d) \leftarrow$  DELETEMIN( $Q$ );
     $d(v) \leftarrow d$ ;  $S \leftarrow S \cup \{v\}$ ;
    UPDATE( $Q, L_v(d)$ );
    forall  $w \in I_v$  pardo
        if  $w \notin S$  then remove  $v$  from  $L_w$  fi;
    odpar
od

```

FIG. 1. An  $O(n)$  time parallel implementation of Dijkstra's algorithm.

list object  $L_v(d)$  representing the vertices adjacent to  $v$  offset with  $v$ 's distance from  $s$  is inserted into the priority queue and will in turn produce the tentative distances  $d + c(v, w_i)$  of  $v$ 's adjacent vertices  $w_i$ . Since the adjacency lists were initially sorted, the tentative distances produced by the  $L_v$  object will appear in nondecreasing order as required in the specification of the priority queue. To guarantee that the selected vertex  $v$  is never selected again,  $v$  must be removed from the adjacency lists of all vertices  $w \notin S$ . This can be done in parallel in constant time by using the array  $I_v$  to remove  $v$  from the adjacency lists  $L_w$  of vertices to which  $v$  is adjacent for all  $w \notin S$ . Note that this step requires concurrent reading, since the  $|I_v|$  processors have to know the starting address of the  $I_v$  array for the selected vertex  $v$ . However, the concurrent reading required is of the restricted sort of broadcasting the same constant-size information to a set of processors. A less informal description of the above implementation of Dijkstra's algorithm is given in Fig. 1.

**THEOREM 3.** *The parallel Dijkstra algorithm runs: (i) in  $O(n)$  time and  $O(m \log n)$  work on the CREW PRAM; (ii) in  $O(n \log(m/n))$  time and  $O(m \log n)$  work on the EREW PRAM.*

*Proof.* (i) The initialization takes sublinear time and  $O(m \log n)$  work on an EREW PRAM, depending on the choice of parallel sorting algorithms. Since one vertex is put into  $S$  in each iteration, at most  $n - 1$  iterations of the **while** loop are required. Each iteration (excluding the priority queue operations) can obviously be done in constant time with a total amount of work bounded by  $O(\sum_{v \in V} |L_v| + \sum_{v \in V} |I_v|) = O(m)$ . We have a total of  $n$  priority queue operations involving a total number of elements equal to  $\sum_{v \in V} |L_v| = m$ . Now, the bounds of part (i) follow from Theorem 2.

(ii) Concurrent reading was needed only for removing the selected vertex  $v$  from the adjacency lists of vertices  $w \notin S$  using the  $I_v$  array. This step can be done on an EREW PRAM if we broadcast the information that  $v$  was selected to  $|I_v|$  processors. In each iteration this can be done in  $O(\log |I_v|)$  time and  $O(|I_v|)$  work. Summing over

all iterations gives  $O(\sum_{v \in V} \log |I_v|) = O(\log (\prod_{v \in V} |I_v|)) = O(n \log (m/n))$  time and  $O(m)$  work. ■

#### 4. LINEAR PIPELINE IMPLEMENTATION

In this section we present a simple implementation of the priority queue as a linear pipeline of processors, thereby giving a proof of Theorem 1.

At any given instant the processors associated with  $Q$  are organized in a linear pipeline. When an  $\text{UPDATE}(Q, L)$  operation is performed a new processor becomes *associated* with  $Q$  and is put at the front of the pipeline. Elements of the list  $L$  may already occur in  $Q$ , possibly with different keys; it is the task of the implementation to ensure that only the occurrences with the smallest keys are output by the  $\text{DELETEMIN}(Q)$  operation. An array is used to associate processors with  $Q$ . Let  $P_i$  denote the  $i$ th processor to become associated with  $Q$ . The task of  $P_i$  will be to perform a stepwise merging of the elements of the list  $L = e_1(d_1), \dots, e_k(d_k)$  with the output from the previous processor  $P_{i-1}$  in the pipeline (when  $i > 1$ ). Since  $L$  becomes associated with  $P_i$  at the  $\text{UPDATE}(Q, L)$  call, we shall refer to it as the element list  $L_i$  of  $P_i$  when we describe actions at  $P_i$ . Processor  $P_i$  produces output to an *output queue*  $Q_i$ ;  $Q_i$  is either read by the next processor, or, if  $P_i$  is the last processor in the pipeline,  $Q_i$  contains the output to be returned by the next  $\text{DELETEMIN}(Q)$  operation. The pipeline after four  $\text{UPDATE}(Q, L)$  operations is shown in Fig. 2. Each  $Q_i$  is a standard FIFO queue with operations  $Q_i.\text{first}$ , which returns the first element of  $Q_i$ ,  $Q_i.\text{remfirst}$ , which deletes the first element of  $Q_i$ , and  $Q_i.\text{append}(e)$ , which appends the element  $e$  to the rear of  $Q_i$ . Furthermore, each  $Q_i$  must support deletion of an element (pointed to by)  $e$  in constant time,  $Q_i.\text{remove}(e)$ . Implementation of each  $Q_i$  as a doubly linked list suffices.

The  $\text{INIT}(Q)$  operation marks all processors as not associated with  $Q$  and can therefore be done in constant time by initializing the association array. The operations  $\text{DELETEMIN}(Q)$ ,  $\text{DELETE}(Q, e)$ , and  $\text{UPDATE}(Q, L)$  are all implemented by a procedure  $\text{MERGESTEP}(Q)$ , which, for each processor  $P_i$  associated with  $Q$ , performs one step of a merge of the element list  $L_i$  of  $P_i$  and the elements in the output queue  $Q_{i-1}$  of the previous processor.

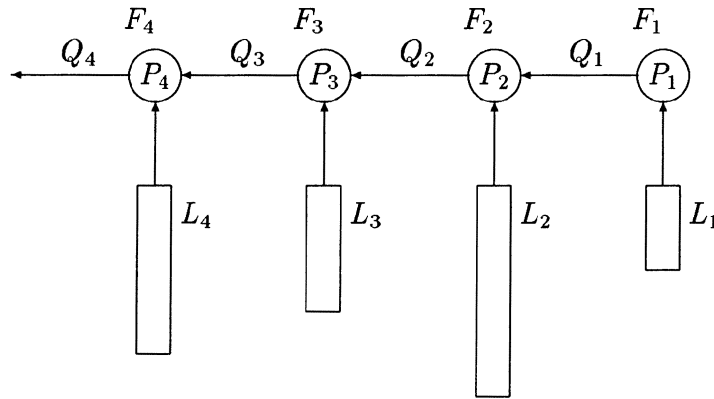


FIG. 2. The linear processor pipeline with associated data structures.

Let  $Q(i)$  denote the contents of the priority queue after the  $i$ th  $\text{UPDATE}(Q, L)$  operation. The purpose of procedure  $\text{MERGESTEP}(Q)$  is to output, for each processor  $P_i$  associated with  $Q$ , the next element of  $Q(i)$ , if nonempty, in nondecreasing order to the output queue  $Q_i$ . This is achieved as follows. Recall that  $L_i$  is a list of elements, some of which may already have been in the priority queue before the  $i$ th update (possibly with different keys). The elements output to each output queue will be in nondecreasing order, so the merge step of processor  $P_i$  simply consists of choosing the first element of either  $Q_{i-1}$  or  $L_i$ , whichever is smaller (with ties broken arbitrarily), deleting this element, and outputting it to  $Q_i$ . The merge step must also ensure that an element is output from  $Q$  at most once. There can be occurrences of an element in different lists  $L_i$  corresponding to a number of updates on this element; the occurrence with the smallest key must be output. In order to guarantee that an element is output from  $Q(i)$  (by  $P_i$ ) at most once, an element is marked as *forbidden* by processor  $P_i$  once it is output. Each processor maintains a set  $F_i$  of forbidden elements, represented as a Boolean array indexed by elements:  $F_i[e] = \text{true}$  iff  $e$  has been output and made forbidden by  $P_i$ . This ensures that each  $Q_i$  always contains different elements. In order that the merge step can be performed in constant time, it must furthermore hold that neither  $Q_{i-1}$  nor  $L_i$  contain elements that are forbidden for  $P_i$ . We maintain the invariants that

$$F_i \cap Q_{i-1} = \emptyset \text{ and } F_i \cap L_i = \emptyset.$$

The merge step for processor  $P_i$  now proceeds as follows: the smaller element is chosen from either  $Q_{i-1}$  or  $L_i$  (with ties broken arbitrarily), presuming neither is empty. If either  $Q_{i-1}$  or  $L_i$  is empty the element is taken unconditionally from the other sequence, and when both are empty,  $P_i$  has no more work to do. If the chosen element is not forbidden for the next processor  $P_{i+1}$ , it is output to  $Q_i$  and made forbidden for  $P_i$ . If it also occurs in either  $Q_{i-1}$  or  $L_i$  it must be deleted so that the above invariants are maintained. To this end, each processor maintains two arrays of pointers  $\overline{Q}_i$  and  $\overline{L}_i$  into  $Q_i$  and  $L_i$ , respectively, indexed by the elements. When an element  $e$  is inserted into  $Q_i$ , a pointer  $\overline{Q}_i[e]$  to  $e$  in  $Q_i$  is created; when  $e$  is removed from  $Q_i$  (by processor  $P_{i+1}$ )  $\overline{Q}_i[e]$  is reset to  $\perp$ . The pointers  $\overline{L}_i[e]$  into  $L_i$  should be set, conceptually, when the update  $\text{UPDATE}(Q, L)$  is performed. However, this would require concurrent reading, so instead we initialize the  $\overline{L}_i$  pointer array in a pipelined fashion. Since at most one element from  $L_i$  is “consumed” at each merge step, it suffices to let each merge step initialize the pointer for the next element of  $L_i$ . When an element  $e$  is chosen from  $Q_{i-1}$  and has to be deleted from  $L_i$ , either  $\overline{L}_i[e]$  already points to  $e$ ’s position in  $L_i$  or it has not yet been set. In the latter case  $e$  is deleted later when reached by the corresponding merge step because  $F_i[e] = \text{true}$ . The  $\text{MERGESTEP}(Q)$  procedure is shown in Fig. 3.

It is now easy to implement the remainder of the priority queue operations. The operations  $\text{UPDATE}(Q, L)$  should associate a new processor  $P_i$  with the pipeline whose task is to merge  $L$  with the elements already in the queue. In order to guarantee that the new processor has something to merge, a  $\text{MERGESTEP}(Q)$  is performed to bring at least one new element into  $Q_{i-1}$ . The new processor then associates itself with the pipeline and initializes the set of forbidden elements and the pointer arrays  $\overline{Q}_i$  and  $\overline{L}_i$ . The operation is shown in Fig. 4.

A  $\text{DELETEMIN}(Q)$  is even easier. A call to  $\text{MERGESTEP}(Q)$  brings a new element into the output queue of the last processor  $P_i$ . The smallest element of  $Q$  is the first element of



```

Procedure MERGESTEP( $Q$ )
forall  $P_i, i \in |Q|$  pardo /* for all processors associated with  $Q$  */
  if  $L_i.curr \neq \perp$  then /* lazy  $\bar{L}_i$  pointer update */
    if  $F_i[L_i.curr] = \mathbf{true}$  then  $L_i.remove(L_i.curr)$ ; /* current element is forbidden */
    else  $\bar{L}_i[L_i.curr] \leftarrow L_i.curr$ ; fi;
     $L_i.advance$ ; /* advance to next element */
  fi;
   $e'(d') \leftarrow Q_{i-1}.first$ ;
   $e''(d'') \leftarrow L_i.first$ ;
  if  $d'' < d'$  then
     $e'(d') \leftarrow e''(d'')$ ;
     $L_i.remfirst$ ;
    /* remove  $e'$  from  $Q_{i-1}$  using  $\bar{Q}_{i-1}[e']$  */
    if  $\bar{Q}_{i-1}[e'] \neq \perp$  then  $Q_{i-1}.remove(\bar{Q}_{i-1}[e'])$ ;
  else
     $Q_i.remfirst$ ;
    /* remove  $e'$  from  $L_i$  using  $\bar{L}_i[e']$  */
    if  $\bar{L}_i[e'] \neq \perp$  then  $L_i.remove(\bar{L}_i[e'])$ ;
  fi;
   $F_i[e'] \leftarrow \mathbf{true}$ ;
  if  $\neg F_{i+1}[e']$  then
     $Q_i.append(e'(d'))$ ;
    Update  $\bar{Q}_i[e']$  to the position of  $e'$  in  $Q_i$ ;
  fi;
odpar;
End of Procedure

```

FIG. 3. The MERGESTEP( $Q$ ) procedure.

$Q_i$  which is removed and copied to the return cell MINELT. The operation DELETE( $Q, e$ ) just makes  $e$  forbidden for the last processor. To ensure that the last output queue does not become empty, one call to MERGESTEP is performed. The code for these operations is shown in Fig. 5. The final operation EMPTY( $Q$ ) simply queries the output queue of the last processor, and writes **true** into the STATUS cell if empty.

For the correctness of the queue operations it only remains to show that processor  $P_{i+1}$  only runs out of elements to merge when  $Q(i)$ , the queue after the  $i$ th update, has become empty. We establish the following:

LEMMA 1. *The output queue  $Q_i$  of processor  $P_i$  is nonempty, unless  $Q(i)$  is empty.*

*Proof.* It suffices to show that as long as  $Q(i)$  is nonempty, the invariant  $|Q_i| > |F_{i+1} \setminus F_i| \geq 0$  holds. Consider the work of processor  $P_{i+1}$  at some MERGESTEP. Either

```

Procedure UPDATE( $Q, L$ )
MERGESTEP( $Q$ ); /* perform a merge step to ensure that last queue is non-empty */;
Associate a new processor  $P_i$  with  $Q$  and connect it to the pipeline;
 $L_i \leftarrow L$ ;
Initialize  $F_i, \bar{L}_i$  and  $\bar{Q}_i$ ;
End of Procedure

```

FIG. 4. The UPDATE( $Q, L$ ) operation.

```

Procedure DELETEMIN( $Q$ )
MERGESTEP( $Q$ );
if  $P_i$  is the last processor then
  MINELT  $\leftarrow Q_i$ .first;  $Q_i$ .remfirst;
fi;
End of Procedure

Procedure DELETE( $Q, e$ )
MERGESTEP( $Q$ );
if  $P_i$  is the last processor then
   $F_i[e] \leftarrow \mathbf{true}$ ;
  /* Remove  $e$  from  $Q_i$  using  $\overline{Q}_i[e]$  */
  if  $\overline{Q}_i[e] \neq \perp$  then  $Q_i$ .remove( $\overline{Q}_i[e]$ );
fi;
End of Procedure

```

FIG. 5. The DELETEMIN( $Q$ ) and DELETE( $Q, e$ ) operation.

$|F_{i+1} \setminus F_i|$  is increased by one, or  $|Q_i|$  is decreased by one, but not both, since in the case where  $P_{i+1}$  outputs an element from  $Q_i$  this element has been put into  $F_i$  at some previous operation, and in the case where  $P_{i+1}$  outputs an element from  $L_{i+1}$  which was also in  $Q_i$ , this element has again been put into  $F_i$  at some previous operation. In both cases  $|F_{i+1} \setminus F_i|$  does not change when  $P_{i+1}$  puts the element into  $F_{i+1}$ . The work of  $P_{i+1}$  therefore maintains  $|Q_i| \geq |F_{i+1} \setminus F_i|$ ; strict inequality is reestablished by considering the work of  $P_i$  which either increases  $|Q_i|$  or, in the case where  $P_i$  is not allowed to put its element  $e$  into  $Q_i$  (because  $e \in F_{i+1}$ ), decreases  $|F_{i+1} \setminus F_i|$  (because  $e$  is inserted into  $F_i$ ). ■

In procedure UPDATE( $Q, L$ ) we need to initialize the array of forbidden elements  $F_i$  to **false** for all elements and each of the pointer arrays  $\overline{L}_i$  and  $\overline{Q}_i$  to  $\perp$ . There is a well-known solution to do this sequentially in constant time, see for instance [22, pp. 289–290]. This completes the proof of Theorem 1.

In Fig. 6 we show the situation of a sequential pipeline before and after applying UPDATE. In the MERGESTEP-operation processors  $P_1$ ,  $P_2$ , and  $P_3$  select, respectively, 5(15), 2(12), and 1(10) to output. Note that 5(15) is not output to  $Q_1$  by  $P_1$  because  $5 \in F_2$ , and 2(14) is removed from  $L_2$  by  $P_2$  too. As seen, the global minimum is the smaller of the first elements in  $L_4$  and  $Q_3$ .

	$L_i$			$Q_i$	$F_i$
$P_1$	5(15)	4(17)	7(19)	2(12) 1(14)	1 2 3
$P_2$	4(13)	2(14)		5(11)	3 5
$P_3$	1(10)	5(14)	4(18) 2(19)		
$P_1$	4(17)	7(19)		1(14)	1 2 3 5
$P_2$	4(13)			5(11) 2(12)	2 3 5
$P_3$	5(14)	4(18)	2(19)	1(10)	1
$P_4$	4(13)	6(15)			

FIG. 6. A sequential pipeline before and after UPDATE( $Q, 4(13) 6(15)$ ).

#### 4.1. A Linear Space Implementation

For the linear pipeline implementation as described above it is possible to reduce the  $O(n_0)$  space required per processor for the forbidden sets and the arrays of pointers into the output queues to a total of  $O(n_0 + m)$  for a sequence of queue operations involving  $m$  elements, if we allow concurrent reading. Instead of maintaining the forbidden sets  $F_i$  and arrays  $\bar{L}_i$  and  $\bar{Q}_i$  explicitly, we let each occurrence of an element in the priority queue carry information about its position (whether in some queue  $Q_j$  or in  $L_i$ ), whether it has been forbidden and if so, by which processor. Maintaining for each element a doubly linked list of its occurrences in the data structure makes it possible for processor  $P_i$  to determine in constant time whether a given element has been forbidden for processor  $P_{i+1}$  and to remove it in constant time from  $Q_{i-1}$  whenever it is output from  $L_i$  and from  $L_i$  whenever it is output from  $Q_{i-1}$ . In order to insert new elements on these *occurrence lists* in constant time an array of size  $O(n_0)$  is needed. For element  $e$  this array will point to the most recently inserted occurrence of  $e$  (which is still in  $Q$ ). Occurrences of  $e$  appear in the occurrence list of  $e$  in the order in which update operations involving  $e$  were performed.

At the  $i$ th  $\text{UPDATE}(Q, L)$  operation, each element  $e$  of  $L_i$  (i.e., of  $L$  which is now associated with the new processor  $P_i$ ) is linked to the front of the occurrence list of  $e$  with a label that it belongs to  $L_i$  and pointers which allows it to be removed from  $L_i$  in constant time. Let us now consider a merge step of processor  $P_i$ . When an element  $e$  is chosen from  $Q_{i-1}$ ,  $P_i$  looks at the next occurrence of  $e$  in  $e$ 's occurrence list. If this occurrence is in  $L_i$ , it is removed, both from  $L_i$  and from the list of  $e$ -occurrences. This eliminates the need for the  $\bar{L}_i$  array. It is now checked whether  $e$  is forbidden for  $P_{i+1}$  by looking at the next occurrence of  $e$ ; if it not marked as *forbidden* by  $P_{i+1}$ ,  $e$  is output to  $Q_i$ , marked as *forbidden* by  $P_i$ . If  $e$  was forbidden by  $P_{i+1}$  this occurrence is still marked as forbidden by  $P_i$ , but not output. If  $e$  is chosen from  $L_i$ ,  $P_i$  looks at the previous occurrence of  $e$ . If this is in  $Q_{i-1}$  it is removed from both  $Q_{i-1}$  and from the list of  $e$ -occurrences. This eliminates both the need for forbidden sets and the pointer arrays  $\bar{Q}_i$ . It should be clear that consecutive occurrences of  $e$  are never removed in the same merge step, so the doubly linked lists of occurrences are properly maintained also when different processors work on different occurrences of  $e$ . Note, however, that all elements in  $L_i$  have to be linked into their respective occurrence lists before subsequent merge steps are performed, so concurrent reading is needed. This gives the following variant of the priority queue.

**LEMMA 2.** *The operations  $\text{INIT}(Q)$  and  $\text{EMPTY}(Q)$  take constant time with one processor. The  $\text{DELETEMIN}(Q)$  and  $\text{DELETE}(Q, e)$  operations can be done in constant time by  $|Q|$  processors. The operation  $\text{UPDATE}(Q, L)$  can be done in constant time by  $1 + |Q| + |L|$  processors and assigns one new processor to  $Q$ . The priority queue can be implemented on the CREW PRAM. The total space consumption is  $O(n_0 + m)$ , where  $n_0$  is the maximum number of elements allowed in the queue and  $m$  the total number of elements updated.*

## 5. DYNAMICALLY RESTRUCTURING TREE PIPELINE

In this section we describe how to decrease the work done by the algorithm in Section 4 so that we achieve the result stated in Theorem 2. Before describing the modified data structure, we first make an observation about the work done in Section 4.

Intuitively, the work done by processor  $P_i$  is to output elements by incrementally merging its list  $L_i$  with the queue  $Q_{i-1}$  of elements output by processor  $P_{i-1}$ . Processor  $P_i$  terminates when nothing is left to be merged. An alternative bound on the work done is the sum of the *distance* each element  $e(d)$  belonging to a list  $L_i$  travels, where we define the distance to be the number of processors that output  $e(d)$ . Since the elements  $e(d)$  in  $L_i$  can be output only by a prefix of the processors  $P_i, P_{i+1}, \dots, P_n$ , the distance  $e(d)$  travels is at most  $n - i + 1$ . This gives a total bound on the work done by the processors of  $O(mn)$ . The work can actually be bounded by  $O(n^2)$  due to the fact that elements get annihilated by forbidden sets.

In this section we describe a variation of the data structure in Section 4 that intuitively bounds the distance an element can travel by  $O(\log n)$ , i.e., bounds the work by  $O(m \log n)$ . The main idea is to replace the linear pipeline of processors by a binary tree pipeline of processors of height  $O(\log n)$ .

We start by describing how to arrange the processors in a tree and how to dynamically restructure this tree while adding new processors for each UPDATE operation. We then describe how the work can be bounded by  $O(m \log n)$  and finally how to perform the required processor scheduling.

5.1. Tree Structured Processor Connections

To arrange the processors in a tree we slightly modify the information stored at each processor. The details of how to handle the queues and the forbidden sets are given in Section 5.2. Each processor  $P_i$  still maintains a list  $L_i$  and a set of forbidden elements  $F_i$ . The output of processor  $P_i$  is still inserted into the processor's output queue  $Q_i$ , but  $P_i$  now receives input from two processors instead of one processor. As for the linear pipeline we associate two arrays  $\bar{Q}_i$  and  $\bar{L}_i$  with the queue  $Q_i$  and list  $L_i$ . The initialization of the array  $\bar{L}_i$  is done in the same pipelined fashion as for the linear pipeline.

The processors are arranged as a sequence of perfect binary trees. We represent the trees as shown in Fig. 7. A left child has an outgoing edge to its parent and a right child an edge to its left sibling. The incoming edges of a node  $v$  come from the left child of  $v$  and the right sibling of  $v$ . Figure 7 shows trees of size 1, 3, 7, and 15. Each node corresponds to a processor and the unique outgoing edge of a node corresponds to the output queue of the processor (and an input queue of the parent processor). The rank of a node is the height of the node in the perfect binary tree and the rank of a tree is the rank of the root of the tree. A tree of rank  $r + 1$  can be constructed from two trees of rank  $r$  plus a single node, by connecting the two roots with the new node. It follows by induction that a tree of rank  $r$  has size  $2^r - 1$ .

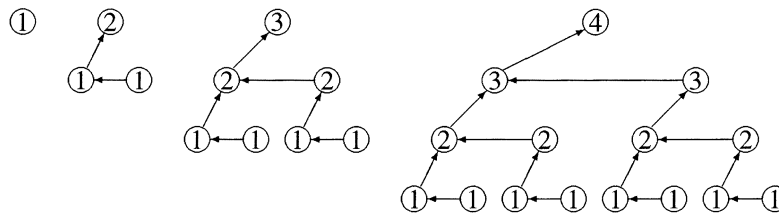


FIG. 7. The tree arrangement of processors. Numbers denote processor ranks.

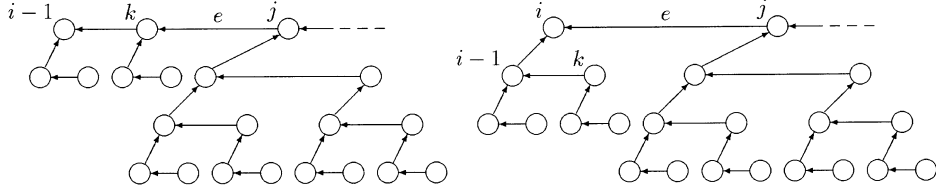


FIG. 8. How to restructure the tree when performing UPDATE. Node names denote processor indices.

The processors are arranged in a sequence of trees of rank  $r_p, r_{p-1}, \dots, r_1$ , where the  $i$ th root is connected to the  $i + 1$ st root as shown in Fig. 8. For the sequence of trees we maintain the invariant that

$$r_p \leq r_{p-1} < r_{p-2} < \dots < r_2 < r_1. \quad (1)$$

When performing an UPDATE operation a new processor is initialized. If  $r_p < r_{p-1}$  the new processor is inserted as a new rank one tree at the front of the sequence of trees as for the linear pipeline. That (1) is satisfied follows from  $1 \leq r_p < r_{p-1} < \dots < r_1$ . If  $r_p = r_{p-1}$  we link the  $p$ th and  $p - 1$ st tree with the node corresponding to the new processor to form a tree of rank  $1 + r_{p-1}$ . That (1) is satisfied follows from  $1 + r_{p-1} \leq r_{p-2} < r_{p-3} < \dots < r_1$ . Figure 8 illustrates the relinking for the case where  $r_p = r_{p-1} = 2$  and  $r_{p-2} = 4$ . Note that the only restructuring of the pipeline required is to make the edge  $e$  an incoming edge of the new node associated with processor  $P_i$ .

The described approach for relinking has been applied in a different context to construct purely functional random-access lists [24]. In [24] it is proved that a sequence of trees satisfying (1) is unique for a given number of nodes.

## 5.2. Queues and Forbidden Sets

We now give the details of how to handle the output queues and the forbidden sets and how to implement the MERGESTEP operation. Let  $P_j$  be a processor connected to a processor  $P_i$ ,  $i > j$ , by the queue  $Q_j$ . For the tree pipeline processor  $P_j$  is only guaranteed to output a subset of the elements in  $Q(j)$  in nondecreasing order. For the linear pipeline processor  $P_j$  outputs exactly the set  $Q(j)$ .

Assume that processors  $P_i$  and  $P_j$  were created as a result of the  $i$ th and  $j$ th UPDATE operations, respectively,  $i > j$ . Let  $J_j$  denote the set of elements deleted by DELETE and DELETEMIN operations between the  $j$ th and  $i$ th UPDATE operations. The important property of  $J_j$  is that  $J_j$  are the elements that can be output by  $P_j$  but are illegal as input to  $P_i$ , because they already have been deleted prior to the creation of  $P_i$ . We represent each  $J_j$  as a Boolean array. How to handle  $J_j$  when restructuring the pipeline is described later in this section. To guarantee that  $Q_j$  does not contain any illegal input to  $P_i$  we maintain the invariant

$$Q_j \cap (F_i \cup J_j) = \emptyset. \quad (2)$$

Our main invariant for the connection between processors  $P_j$  and  $P_i$  while processor  $P_j$  still has input left to be considered is (3), which intuitively states that  $P_j$  has output more elements than the number of elements output by  $P_i$  plus the elements deleted before the connection between  $P_j$  and  $P_i$  is created.

$$|(F_i \cup J_j) \setminus F_j| < |F_j \setminus (F_i \cup J_j)|. \quad (3)$$

We now describe how to implement the MERGESTEP operation such that the invariants (2) and (3) remain satisfied. The basic idea of the implementation is the same as for the linear pipeline. Processor  $P_j$  first selects the element  $v$  with smallest key in  $L_j$  and the input queues of  $P_j$  in constant time. If no  $v$  exists processor  $P_j$  terminates. Otherwise, all occurrences of  $v$  are removed from  $L_j$  and the input queues  $Q_\ell$  of  $P_j$  using the arrays  $\bar{L}_j$  and  $\bar{Q}_\ell$ , respectively, and  $v$  is added to  $F_j$ . If  $Q_j$  is an input queue of  $P_i$  and  $v \notin F_i \cup J_j$ , then  $v$  is inserted in  $Q_j$ . If  $v \in F_i \cup J_j$ , then  $v$  is not inserted into  $Q_j$ , since otherwise (2) would be violated. If  $v \in F_i$ , then  $v$  has already been output by processor  $P_i$  and we can safely annihilate  $v$ . If  $v \in J_j$ , then  $v$  has been deleted from  $Q(k)$ ,  $j \leq k < i$ , and we can again safely annihilate  $v$ . That (3) is satisfied after a MERGESTEP operation follows from an argument similar to the one given in the proof of Lemma 1 for the linear pipeline: the work done by processor  $P_i$ , when inserting a new element into  $F_i$ , either increases the left-hand side of (3) by one or decreases the right-hand side of (3) by one and thereby makes the inequality  $\leq$ . The  $<$  is reestablished by processor  $P_j$  which inserts a new element into  $F_j$ ; this either decreases the left-hand side of (3) by one or increases the right-hand side of (3) by one.

Invariant (3) allows us to let  $Q_j$  become empty throughout a MERGESTEP operation, without violating the correctness of the operation and without  $P_j$  being terminated. The reason is that  $F_j \setminus (F_i \cup J_j) \neq \emptyset$  implies that there exists an element  $v$  that has been output by  $P_j$  ( $v \in F_j$ ) that neither has been deleted from the data structure before  $P_i$  was created ( $v \notin J_j$ ) nor has been output by  $P_i$  ( $v \notin F_i$ ). If  $Q_j$  becomes empty,  $v$  can only be stored in an output queue of a processor in the subtree rooted at  $P_i$  due to how the dynamic relinking is performed, i.e.,  $v$  appears in a queue  $Q_k$ ,  $j < k < i$ . It follows that  $v$  has to be output by  $P_i$  (perhaps with a smaller key because  $v$  gets annihilated by an appearance of  $v$  with a smaller key) before the next element to be output by  $P_j$  can be output by  $P_i$ . This means that  $P_i$  can safely skip to consider input from the empty input queue  $Q_j$ , even if  $Q_j$  later can become nonempty. Note that (3) guarantees that a queue between  $P_{i-1}$  and  $P_i$  always is nonempty.

We now describe how to implement the UPDATE operation. The implementation is as for the linear pipeline, except for the dynamic relinking of a single connection (edge  $e$  in Fig. 8) which is done after the MERGESTEP operation and the initialization of the new processor. Assume that  $P_i$  is the newly created processor. That  $Q_{i-1}$  satisfies (3) and (2) follows from the fact that  $J_{i-1} \subset F_{i-1}$  (the MERGESTEP operation at the beginning of the UPDATE operation implies that at least one element output by  $P_{i-1}$  has not been deleted) and  $F_i = \emptyset$ . What remains to be shown is how to satisfy the invariants for the node  $P_j$  when  $Q_j$  is relinked to become an input queue of  $P_i$  and hence ceases to be an input queue of  $P_k$ ,  $j < k < i$  (see Fig. 8). When  $Q_j$  is relinked,  $P_j$  has output at least  $|J_j| + 1$  elements in total ( $|J_j|$  for delete operations and one from the MERGESTEP operation at the beginning of the UPDATE operation). Because  $F_i = \emptyset$  and  $i > j$ , it follows that (3)

is satisfied after the relinking. To guarantee that (2) is satisfied we have to update  $J_j$  according to the definition and to update the queue  $Q_j$ . This is done as follows:

$$Q_j \leftarrow Q_j \setminus J_j; \quad J_j \leftarrow J_j \cup J_{i-1} \cup J_k.$$

Since  $Q_j$  and  $J_j$  can be arbitrary sets it seems hard to do this updating in constant time without some kind of precomputation. Note that the only connections which can be re-linked are the connections between the tree roots.

Our solution to this problem is as follows: For each DELETE or DELETEMIN operation, we mark the deleted element  $v$  as *dirty* in all the output queues  $Q_j$ , where  $P_j$  is a root processor and  $Q_j$  is an input queue to the root processor  $P_i$ . If  $v \notin J_j$ , then we insert  $v$  into  $J_j$  as being marked dirty; otherwise, we do nothing. Whenever a queue  $Q_j$  is re-linked we just need to be able in constant time to delete all elements marked dirty from  $Q_j$  and unmark all elements marked dirty in  $J_j$ . A new element  $u$  is inserted as being unmarked into  $Q_j$ , if  $u \notin F_i \cup J_j$ ; and it is inserted as being marked dirty into  $Q_j$ , if  $u \notin F_i$  and  $u$  is marked dirty in  $J_j$ . A reasonably simple solution to the marking problem, as well as to the insertion of the dirty elements in  $J_j$ , is the following. First, note that each time  $Q_j$  is re-linked it is connected to a node having rank one higher, i.e., we can use this rank as a time stamp  $t$ . We represent a queue  $Q_j$  as a linked list of vertices, where each vertex  $v$  has two time stamped links to vertices in each direction from  $v$ . The link with the highest time stamp  $\leq t$  is the current link in a direction. A link with time stamp  $t + 1$  is a link that will become active when  $Q_j$  is re-linked, i.e., we implicitly maintain two versions of the queue: The current version and the version where all the dirty vertices have been removed. The implementation of the marking procedure is straightforward. To handle the Boolean array  $J_j$ , it is sufficient for each **true** entry to associate a time stamp. A time stamp equal to  $t + 1$  implies that the entry in  $J_j$  is dirty. As described here the marking of dirty vertices requires concurrent read to know the deleted element, but by pipelining the dirty marking process along the tree roots from left to right, concurrent read can be avoided. This is possible because the relinking of the tree pipeline only affects the three leftmost roots in the tree pipeline.

We now argue that the described data structure achieves the time bounds claimed in Theorem 2, i.e., that the work done by the processors for the MERGESTEP operations is  $O(m \log n)$ . Observe that every restructuring of the pipeline takes constant time and the total work done by the processors can be charged to the distance (in the sense mentioned in the beginning of this section) the  $m$  elements travel. Elements can travel a distance of at most  $2 \log n$  in a tree before they reach the root of the tree. However, there is an additional distance to travel as a result of the fact that the root processors move elements to lower ranked nodes. Let  $P_{j_i}$  and  $P_{j_{i+1}}$  be two root processors having rank  $r_i$  and  $r_{i+1}$ , respectively,  $1 \leq i < p$ . The additional distance the elements, output by  $P_{j_i}$  and taken as input by  $P_{j_{i+1}}$ , should travel is bounded by  $2(r_i - r_{i+1})$ . Hence, the increase in the total distance to travel along the root path for each of the  $n$  MERGESTEP operations is bounded by the telescoping sum

$$2(r_1 - r_2) + 2(r_2 - r_3) + \cdots + 2(r_{p-1} - r_p) \leq 2 \log n.$$

Consequently, the actual merging work is bounded by  $O(2m \log n + 2n \log n) = O(m \log n)$ .

	$L_i$	$Q_i$	$F_i$	$J_i$
	$P_1$ 4(23)	6(20) 9(22)	1 2 3 5 6 7 8 9	
	$P_2$ 9(25)	3(17) 8(18)	1 2 3 4 5 7 8	
	$P_3$ 3(23) 8(21)	5(14) 7(15)	1 2 4 5 6 7	2 6
	$P_4$ 9(25) 5(26)	1(12) 3(13)	1 3 4	
	$P_5$ 1(11) 5(14) 8(18)		4 7	4 7
	$P_1$	9(22)	1 2 3 4 5 6 7 8 9	
	$P_2$ 9(25)	8(18) 6(20)	1 2 3 4 5 6 7 8	
	$P_3$ 8(21)		1 2 3 4 5 6 7	2 4 6 7
	$P_4$ 9(25)	3(13) 5(14)	1 3 4 5	
	$P_5$ 5(14) 8(18)	1(11)	1 4 7	4 7
	$P_6$ 3(13) 1(15)			

FIG. 9. A tree pipeline before and after UPDATE( $Q, 3(13) 1(15)$ ). Node numbers denote processor indices.

In Fig. 9 we show the situation of a tree pipeline before and after applying UPDATE. In the MERGESTEP operation processors  $P_1, \dots, P_5$  select, respectively, 4(23), 6(20), 3(17), 5(14), and 1(11) to output. Processor  $P_3$  removes 3(23) from  $L_3$  when selecting 3(17) from  $Q_2$ . Likewise processor  $P_5$  removes 1(12) from  $Q_4$ . Note that 4(23) and 3(17) are not output because  $4 \in F_2$  and  $3 \in F_4$ , and that 7(15) is removed from  $Q_3$  because after restructuring the pipeline  $7 \in J_3$ .

### 5.3. Processor Scheduling

What remains is to divide the  $O(m \log n)$  work among the available processors on an EREW PRAM. Assuming that  $O(m \log n/n)$  processors are available, the idea is to simulate the tree structured pipeline for  $O(\log n)$  time steps, after which we stop the simulation and in  $O(\log n)$  time eliminate the (simulated) terminated processors and reschedule. By this scheme a terminated processor is kept alive for only  $O(\log n)$  time steps, and hence no superfluous work is done. In total the simulation takes  $O(n)$  time.

## 6. FURTHER APPLICATIONS AND DISCUSSION

The improved single-source shortest path algorithm immediately gives rise to corresponding improvements in algorithms in which the single-source shortest path problem occurs as a subproblem. We mention here the assignment problem, the minimum-cost flow problem, (for definitions see [1]) and the single-source shortest path problem in planar digraphs. As usual,  $n$  and  $m$  denote the number of vertices and edges of the input graph, respectively. Note that the minimum-cost flow problem is P-complete [15] (i.e., it is very unlikely that it has a very fast parallel solution), while the assignment problem is not known to be in NC (only an RNC algorithm is known in the special case of unary weights [21, 23] and a weakly polynomial CRCW PRAM algorithm that runs in  $O(n^{2/3} \log^2 n \log(nC))$  time with  $O(n^{11/3} \log^2 n \log(nC))$  work [14] in the case of integer edge weights in the range  $[-C, C]$ ).

The assignment problem can be solved by  $n$  calls to Dijkstra's algorithm (see, e.g., [1, Section 12.4]), while the solution of the minimum-cost flow problem is reduced to  $O(m \log n)$  calls to Dijkstra's algorithm (see e.g., [1, Section 10.7]). The best previous



(strongly polynomial) algorithms for these problems are given in [12]. They run on an EREW PRAM and are based on their implementation of Dijkstra's algorithm: the algorithm for the assignment problem runs in  $O(n^2 \log n)$  time using  $O(nm + n^2 \log n)$  work, while the algorithm for the minimum-cost flow problem runs in  $O(nm \log^2 n)$  time using  $O(m^2 \log n + nm \log^2 n)$  work. Using the implementation of Dijkstra's algorithm presented in this paper, we can speedup the above results on a CREW PRAM. More specifically, we have a parallel algorithm for the assignment problem that runs in  $O(n^2)$  time using  $O(nm \log n)$  work and a parallel algorithm for the minimum-cost flow problem that runs in  $O(nm \log n)$  time and  $O(m^2 \log^2 n)$  work.

Greater parallelism for the single-source shortest path problem in the case of planar digraphs can be achieved by plugging our implementation of Dijkstra's algorithm (Theorem 3(ii)) into the algorithm of [30] resulting in an algorithm which runs in  $O(n^{2\varepsilon} + n^{1-\varepsilon})$  time and performs  $O(n^{1+\varepsilon})$  work on an EREW PRAM, for any  $0 < \varepsilon < 1/2$ . With respect to work, this gives the best (deterministic) parallel algorithm known for the single-source shortest path problem in planar digraphs that runs in sublinear time.

### ACKNOWLEDGMENT

We are grateful to Volker Priebe for carefully reading the paper and making many insightful comments.

### REFERENCES

1. R. K. Ahuja, T. L. Magnanti, and J. B. Orlin, "Network Flows," Prentice-Hall, New York, 1993.
2. G. S. Brodal, Priority queues on parallel machines, in "Proc. 5th Scandinavian Workshop on Algorithm Theory (SWAT)," Lecture Notes in Computer Science, Vol. 1097, pp. 416–427, Springer Verlag, Berlin, 1996.
3. G. S. Brodal, Worst-case efficient priority queues, in "Proc. 7th ACM-SIAM Symposium on Discrete Algorithms (SODA)," pp. 52–58, 1996.
4. G. S. Brodal, J. L. Träff, and C. D. Zaroliagis, A parallel priority data structure with applications, in "Proceedings of the 11th International Parallel Processing Symposium (IPPS'97)," pp. 689–693, 1997.
5. D. Z. Chen and X. Hu, Fast and efficient operations on parallel priority queues (preliminary version), in "Algorithms and Computation: 5th International Symposium, ISAAC '93," Lecture Notes in Computer Science, Vol. 834, pp. 279–287, Springer-Verlag, Berlin, 1994.
6. R. Cole, Parallel merge sort, *SIAM J. Comput.* **17**, 4 (1988), 770–785.
7. S. Cook, C. Dwork, and R. Reischuk, Upper and lower time bounds for parallel random access machines without simultaneous writes, *SIAM J. Comput.* **15**, 1 (1986), 87–97.
8. S. K. Das, M. C. Pinotti, and F. Sarkar, Optimal and load balanced mapping of parallel priority queues in hypercubes, *IEEE Trans. Parallel Distrib. Systems* **7** (1996), 555–564. [Correction p. 896.]
9. N. Deo and S. Prasad, Parallel heap: An optimal parallel priority queue, *J. Supercomput.* **6** (1992), 87–98.
10. P. F. Dietz and R. Raman, Very fast optimal parallel algorithms for heap construction, in "Proc. 6th Symposium on Parallel and Distributed Processing," pp. 514–521, 1994.
11. E. W. Dijkstra, A note on two problems in connexion with graphs, *Numer. Math.* **1** (1959), 269–271.
12. J. R. Driscoll, H. N. Gabow, R. Shrairman, and R. E. Tarjan, Relaxed heaps: An alternative to Fibonacci heaps with applications to parallel computation, *Commun. Assoc. Comput. Mach.* **31**, 11 (1988), 1343–1354.
13. M. L. Fredman and R. E. Tarjan, Fibonacci heaps and their uses in improved network optimization algorithms, *J. Assoc. Comput. Mach.* **34**, 3 (1987), 596–615.
14. A. V. Goldberg, S. A. Plotkin, and P. M. Vaidya, Sublinear-time parallel algorithms for matching and related problems, *J. Algorithms* **14**, 2 (1993), 180–213.

15. L. M. Goldschlager, R. Shaw, and J. Staples, The maximum flow problem is LOGSPACE complete for P, *Theoret. Comput. Sci.* **21** (1982), 105–111.
16. T. Hagerup and C. Rüb, Optimal merging and sorting on the EREW PRAM, *Inform. Process. Lett.* **33** (1989), 181–185.
17. Y. Han, V. Pan, and J. Reif, Algorithms for computing all pair shortest paths in directed graphs, in “Proc. 4th ACM Symposium on Parallel Algorithms and Architectures (SPAA),” pp. 353, –362, 1992.
18. P. Høyer, A general technique for implementation of efficient priority queues, in “Proc. 3rd Israel Symposium on Theory of Computing and Systems,” pp. 57–66, 1995.
19. J. JáJá, “An Introduction to Parallel Algorithms,” Addison-Wesley, Reading, MA, 1992.
20. R. M. Karp and V. Ramachandran, “Parallel Algorithms for Shared-Memory Machines,” *Handbook of Theoretical Computer Science*, Vol. A, Chap. 17, pp. 869–942, Elsevier, Amsterdam/New York, 1990.
21. R. Karp, E. Upfal, and A. Wigderson, Constructing a maximum matching is in random NC, *Combinatorica* **6** (1986), 35–38.
22. K. Mehlhorn, “Data Structures and Algorithms,” EATCS Monographs on Theoretical Computer Science, Vol. 1, Springer-Verlag, Berlin/New York, 1984.
23. K. Mulmuley, U. V. Vazirani, and V. V. Vazirani, Matching is as easy as matrix inversion, *Combinatorica* **7**, 1 (1987), 105–113.
24. C. Okasaki, Purely functional random-access lists, in “Proc. 7th Int. Conference on Functional Programming Languages and Computer Architecture,” pp. 86–95, ACM Press, 1995.
25. R. C. Paige and C. P. Kruskal, Parallel algorithms for shortest path problems, in “Int. Conference on Parallel Processing,” pp. 14–20, 1985.
26. M. C. Pinotti, S. K. Das, and V. A. Crupi, Parallel and distributed meldable priority queues based on binomial heaps, in “Proc. 25th Int. Conference on Parallel Processing,” pp. 255–262, IEEE Computer Society Press, 1996.
27. M. C. Pinotti and G. Pucci, Parallel priority queues, *Inform. Process. Lett.* **40** (1991), 33–40.
28. M. C. Pinotti and G. Pucci, Parallel algorithms for priority queue operations, *Theoret. Comput. Sci.* **148**, 1 (1995), 171–180.
29. A. Ranade, S. Cheng, E. Deprit, J. Jones, and S. Shih, Parallelism and locality in priority queues, in “Proc. 6th Symposium on Parallel and Distributed Processing,” pp. 490–496, 1994.
30. J. L. Träff and C. D. Zaroliagis, Simple parallel algorithm for the single-source shortest path problem on planar digraphs, in “Parallel Algorithms for Irregularly Structured Problems (IRREGULAR’96),” *Lecture Notes in Computer Science*, Vol. 1117, pp. 183–194, Springer-Verlag, Berlin, 1996.

---

GERTH STØLTING BRODAL received an M.Sc. (cand.scient.) in computer science and mathematics from the University of Aarhus, Denmark in 1994 and a Ph.D. in computer science from the University of Aarhus, Denmark in 1997. He is a post. doc. at the Max-Planck-Institute for Computer Science in Saarbrücken, Germany. His research interests include sequential and parallel data structures and algorithms.

JESPER LARSSON TRÄFF received an M.Sc. (cand.scient.) in computer science from the University of Copenhagen in 1989, and, after having spent two years at the industrial research center ECRC, a Ph.D. also from the University of Copenhagen in 1995. He was a research associate at the Max-Planck Institute for Computer Science in Saarbrücken from 1995 till the end of 1997. He is now working as a research associate in the Efficient Algorithms Group, Department of Computer Science, Technical University of Munich. His research is mainly in the design and implementation of parallel algorithms.

CHRISTOS D. ZAROLIAGIS received his Diploma degree in computer science and engineering and his Ph.D. degree in computer science from the University of Patras, Greece, in 1985 and 1991, respectively. In the periods 1985–1987 and 1991–1993 he worked at the Computer Technology Institute in Patras participating in several research projects, including software development of programming environments and efficient algorithm design. Since 1993 he has been a research associate at the Max-Planck-Institute for Computer Science in Saarbrücken, Germany. His current research interests include design and analysis of efficient algorithms, theory and applications of sequential and parallel computing, and algorithm engineering.

Received March 24, 1997; revised January 20, 1998; accepted January 26, 1998